university of groningen

Air Travel at the University of Groningen per Faculty 2024

These factsheets are part of a series created by the Green Office to provide faculties and services with clear insights into their air travel patterns. It presents data on CO_2 emissions, total kilometers traveled and per employee, and the most frequently visited countries in 2024.

Since January 1st 2023, the University of Groningen's air travel policy has changed: for destinations under 800 km or less than 9 hours by train, flying is no longer permitted. This is one of several steps taken to meet the sustainability goals laid out in the University's Sustainability Roadmap 2021-2026.

In line with the Environmental Protection Act, the University of Groningen aims to reduce CO_2 emissions by 30% in 2026 compared to 2019. This reduction target also applies specifically to air travel for each faculty. As shown in the figure, the University as a whole has already met the first milestone by achieving its reduction goal in 2024; an important achievement.

Please note: The "most visited countries" data reflects individual flight legs. Countries commonly used as transfer hubs (e.g., Germany) may appear among the top destinations for this reason.

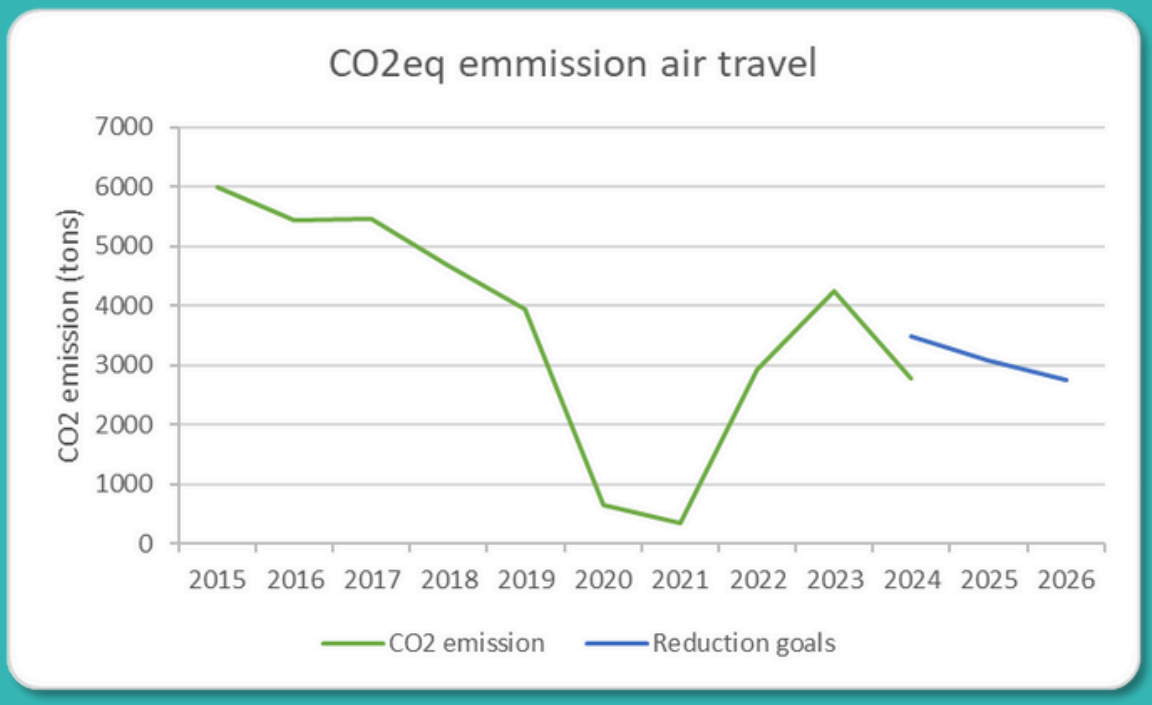

Figure 1: Annual CO_2 emissions (in tons) from air travel at the University of Groningen, 2015–2024. Emissions are shown in green. The blue line represents the yearly reduction targets leading up to a 30% decrease in CO_2 emissions by 2026, compared to the 2019 baseline.

university of groningen

AIRTRAVEL UNIVERSITY OF GRONINGEN

In 2024, the CO_2 emission from air travel by the University of Groningen was **reduced** by **34.5%** compared to 2023.

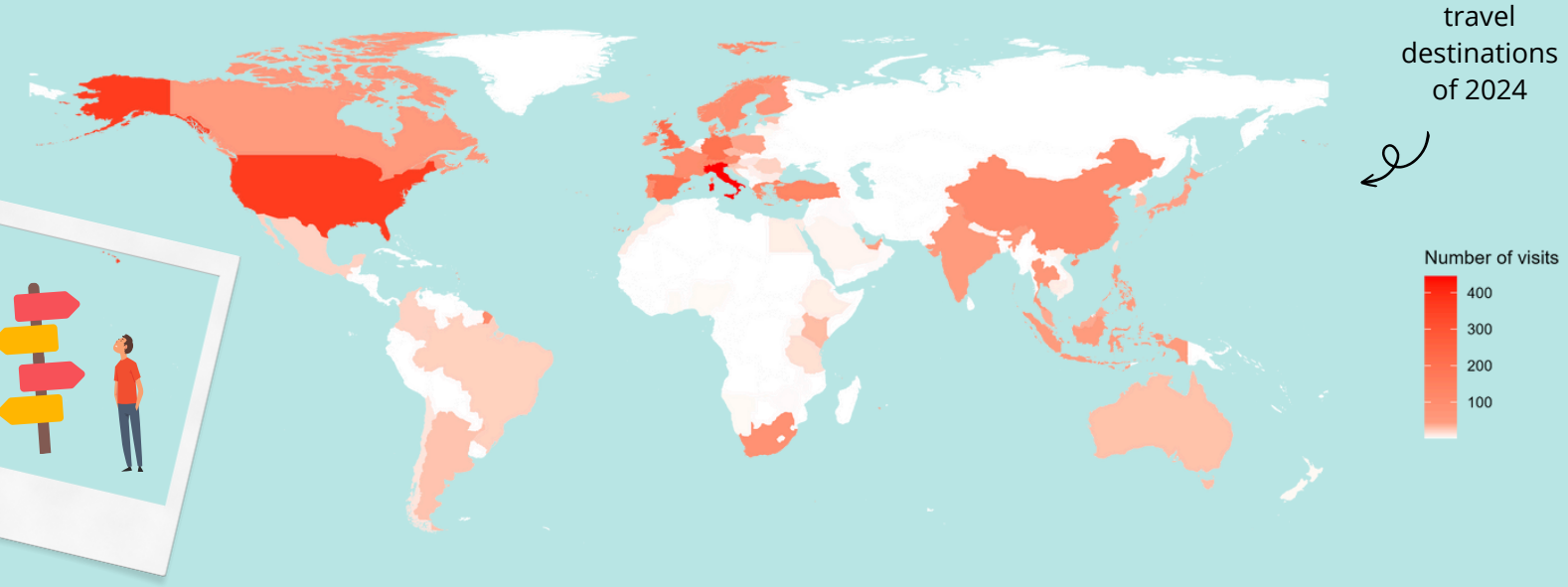

The average distance travelled by plane per employee of the University of Groningen was **3.438 km** in 2024. This is **2.055 km less** than in 2023. In total there was a **33.7% decrease** in kilometers flown in 2024 compared to 2023.



3 MOST VISITED DESTINATIONS



which equals

TOTAL FLIGHT DISTANCE PER YEAR

How can we limit air travel?

Short distances can often be traveled by **train**. For destinations that are far-away, consider the option of joining **virtually**.

greenoffice

university of groningen

AIRTRAVEL UNIVERSITY SERVICES

In 2024, the CO_2 emission from air travel by University Services was **reduced** by **3.3%** compared to 2023.



The average distance travelled by plane per employee of the University Services was **2.949 km** in 2024. This is **489 km less** than the average of the University of Groningen in 2024.



3 MOST VISITED DESTINATIONS

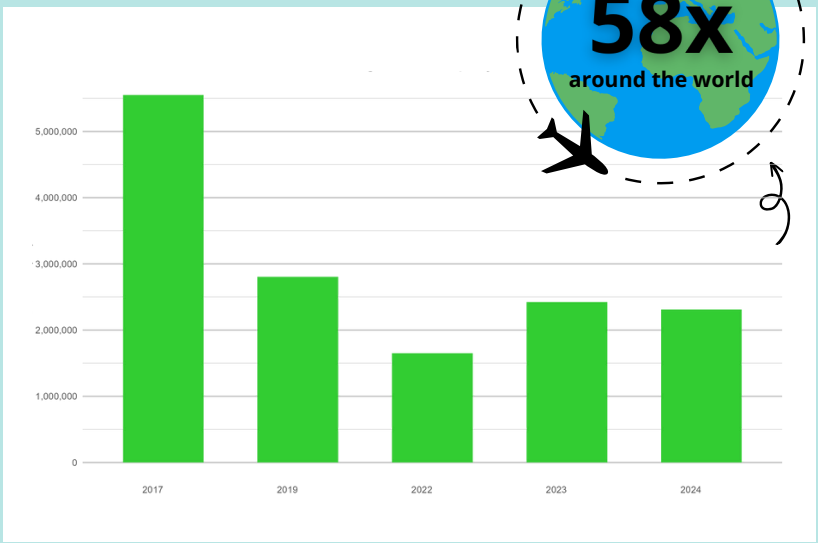

TOTAL FLIGHT DISTANCE PER YEAR

which equals

How can we limit air travel?

Short distances can often be traveled by **train**. For destinations that are far-away, consider the option of joining **virtually**.

greenoffice

university of groningen

AIRTRAVEL UNIVERSITY COLLEGE

In 2024, the CO_2 emission from air travel by the University College was **reduced** by **8.5%** compared to 2023.



The average distance travelled by plane per employee of the University College was **2.407 km** in 2024. This is **1.030 km less** than the average of the University of Groningen in 2024.



3 MOST VISITED DESTINATIONS

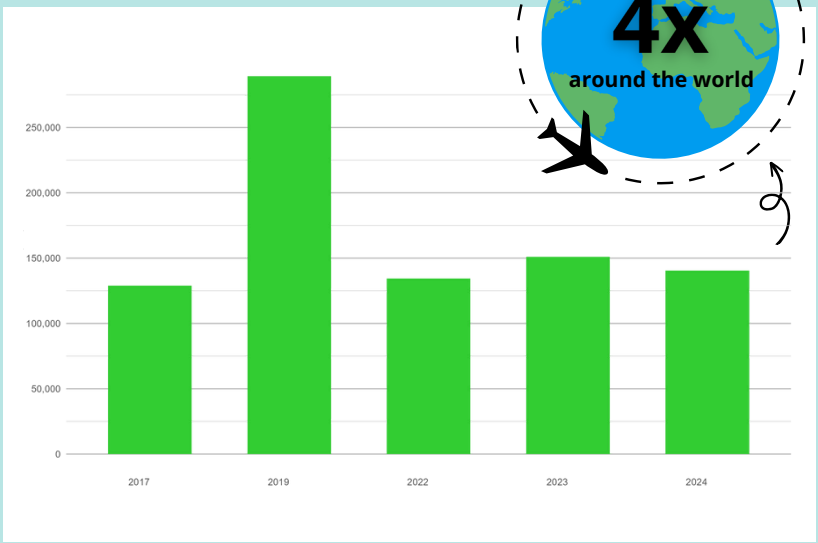

TOTAL FLIGHT DISTANCE PER YEAR

which equals

How can we limit air travel?

Short distances can often be traveled by **train**. For destinations that are far-away, consider the option of joining **virtually**.

greenoffice

university of groningen

AIRTRAVEL CAMPUS FRYSLÂN

In 2024, the CO_2 emission from air travel by Campus Fryslân was **reduced** by **4.1%** compared to 2023.



The average distance travelled by plane per employee of the Campus Fryslân was **3.921 km** in 2024. This is **483 km more** than the average of the University of Groningen in 2024.



3 MOST VISITED DESTINATIONS



which equals

TOTAL FLIGHT DISTANCE PER YEAR

How can we limit air travel?

Short distances can often be traveled by **train**. For destinations that are far-away, consider the option of joining **virtually**.

greenoffice

university of groningen

AIRTRAVEL CENTER FOR INFORMATION TECHNOLOGY

In 2024, the CO_2 emission from air travel by the Center for Information Technology was **reduced** by **28.4%** compared to 2023.

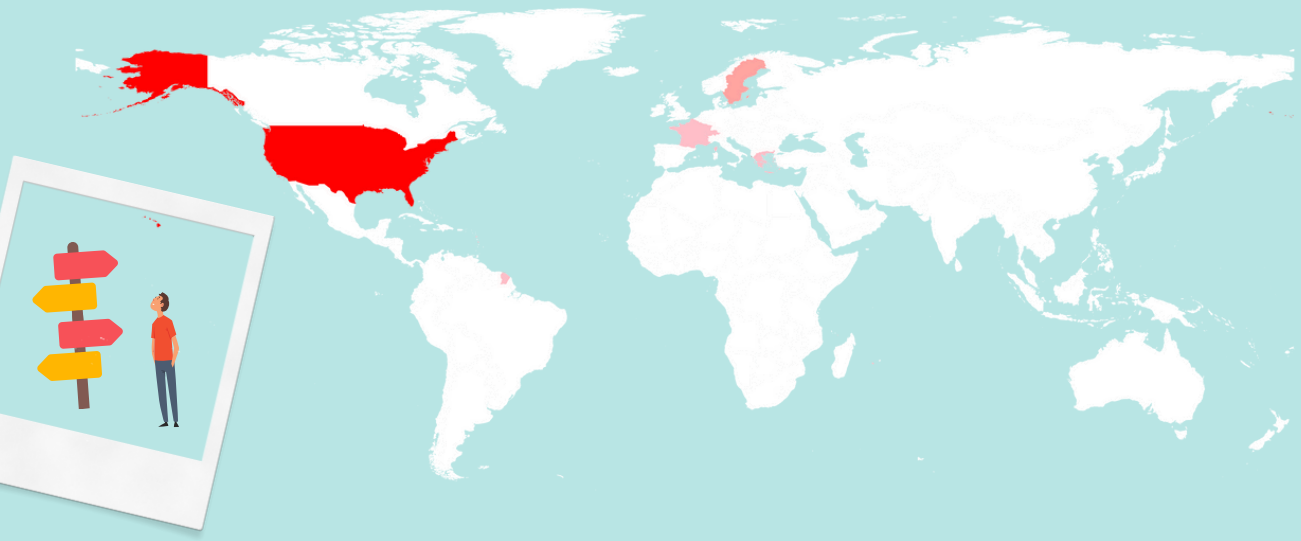

The average distance travelled by plane per employee of the of the Center for Information Technology was **1.116 km** in 2024. This is **2.322 km less** than the average of the University of Groningen in 2024.



3 MOST VISITED DESTINATIONS



which equals

TOTAL FLIGHT DISTANCE PER YEAR

How can we limit air travel?

Short distances can often be traveled by **train**. For destinations that are far-away, consider the option of joining **virtually**.

greenoffice

university of groningen

AIRTRAVEL FACULTY OF ECONOMICS & BUSINESS

In 2024, the CO_2 emission from air travel by the Faculty of Economics and Business was **reduced** by **20.5%** compared to 2023.

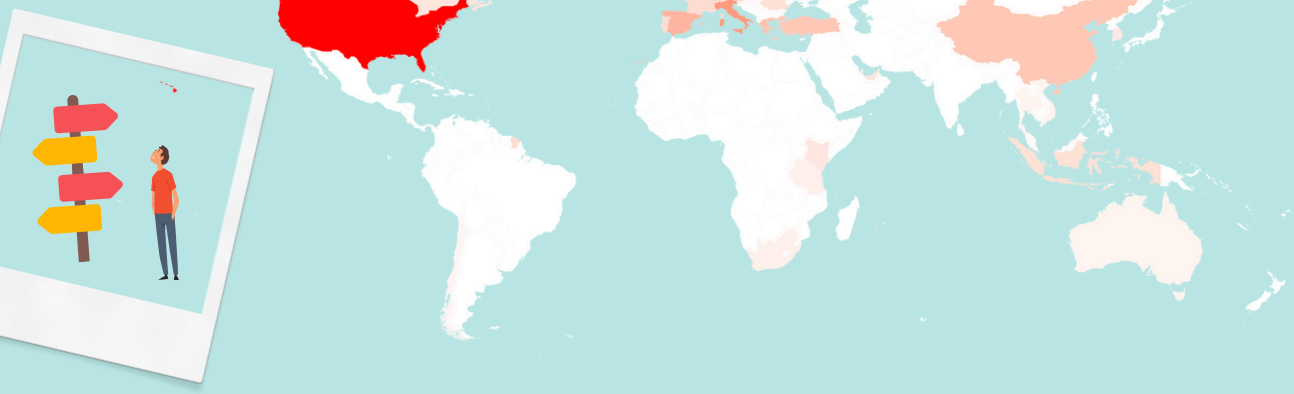

The average distance travelled by plane per employee of the Faculty of Economics and Business was **4.167 km** in 2024. This is **729 km more** than the average of the University of Groningen in 2024.



3 MOST VISITED DESTINATIONS

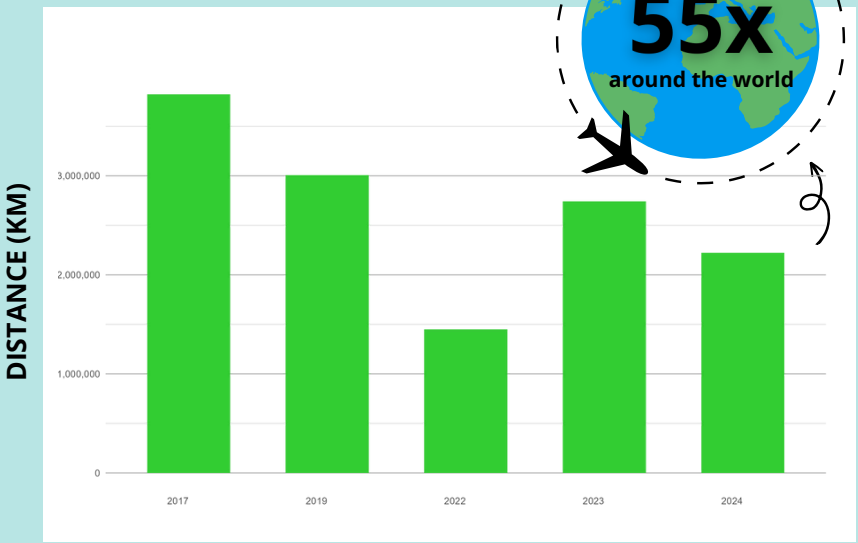

TOTAL FLIGHT DISTANCE PER YEAR

which equals

How can we limit air travel?

Short distances can often be traveled by **train**. For destinations that are far-away, consider the option of joining **virtually**.

greenoffice

university of groningen

AIRTRAVEL FACULTY OF SPATIAL SCIENCES

In 2024, the CO_2 emission from air travel by the Faculty of Spatial Sciences was **reduced** by **65.4%** compared to 2023.



travel destinations of 2024

Number of visits
15
10
5

The average distance travelled by plane per employee of the Faculty of Spatial Science was **5.419 km** in 2024. This is **1.982 km more** than the average of the University of Groningen in 2024.



3 MOST VISITED DESTINATIONS



which equals

TOTAL FLIGHT DISTANCE PER YEAR

How can we limit air travel?

Short distances can often be traveled by **train**. For destinations that are far-away, consider the option of joining **virtually**.

greenoffice

university of groningen

AIRTRAVEL FACULTY OF SCIENCE & ENGINEERING

In 2024, the CO_2 emission from air travel by the Faculty of Science & Engineering was **reduced** by **38.9%** compared to 2023.

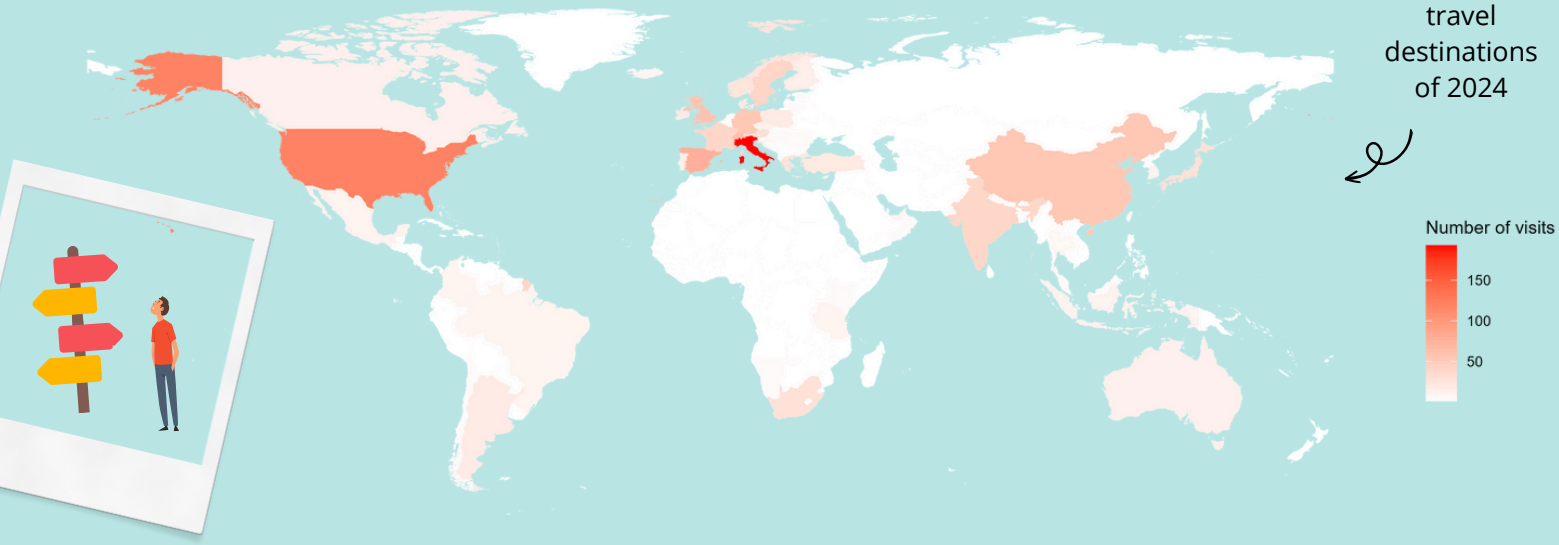

The average distance travelled by plane per employee of the Faculty of Science and Engineering was **4.394 km** in 2024. This is **956 km more** than the average of the University of Groningen in 2024.



3 MOST VISITED DESTINATIONS

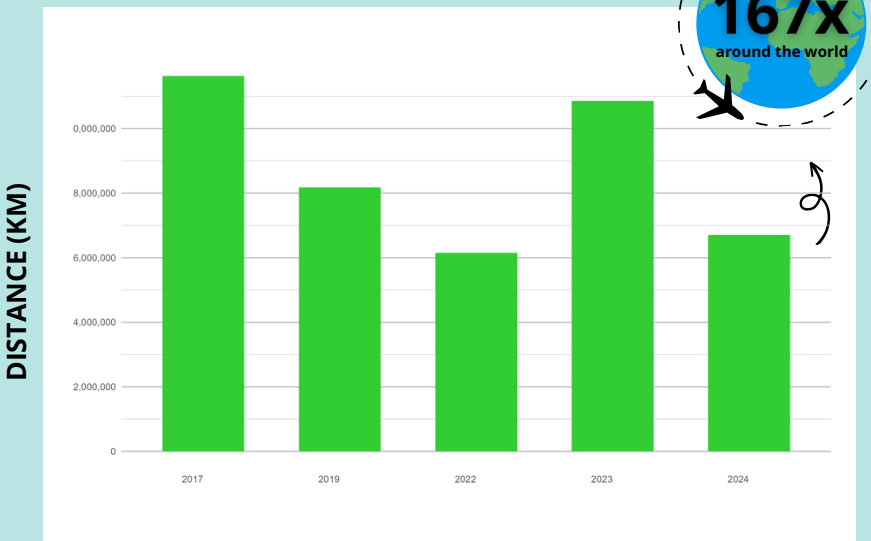

TOTAL FLIGHT DISTANCE PER YEAR

which equals

How can we limit air travel?

Short distances can often be traveled by **train**. For destinations that are far-away, consider the option of joining **virtually**.

greenoffice

university of groningen

AIRTRAVEL FACULTY OF PHILOSOPHY

In 2024, the CO_2 emission from air travel by the Faculty of Philosophy was **reduced** by **54.9%** compared to 2023.



The average distance travelled by plane per employee of the Faculty of Philosophy was **2.459 km** in 2024. This is **979 km less** than the average of the University of Groningen in 2024.



3 MOST VISITED DESTINATIONS



which equals

TOTAL FLIGHT DISTANCE PER YEAR

How can we limit air travel?

Short distances can often be traveled by **train**. For destinations that are far-away, consider the option of joining **virtually**.

greenoffice

university of groningen

AIRTRAVEL FACULTY OF BEHAVIOURAL & SOCIAL SCIENCES

In 2024, the CO_2 emission from air travel by the Faculty of Behavioural and Social Sciences was **reduced** by **34.9%** compared to 2023.

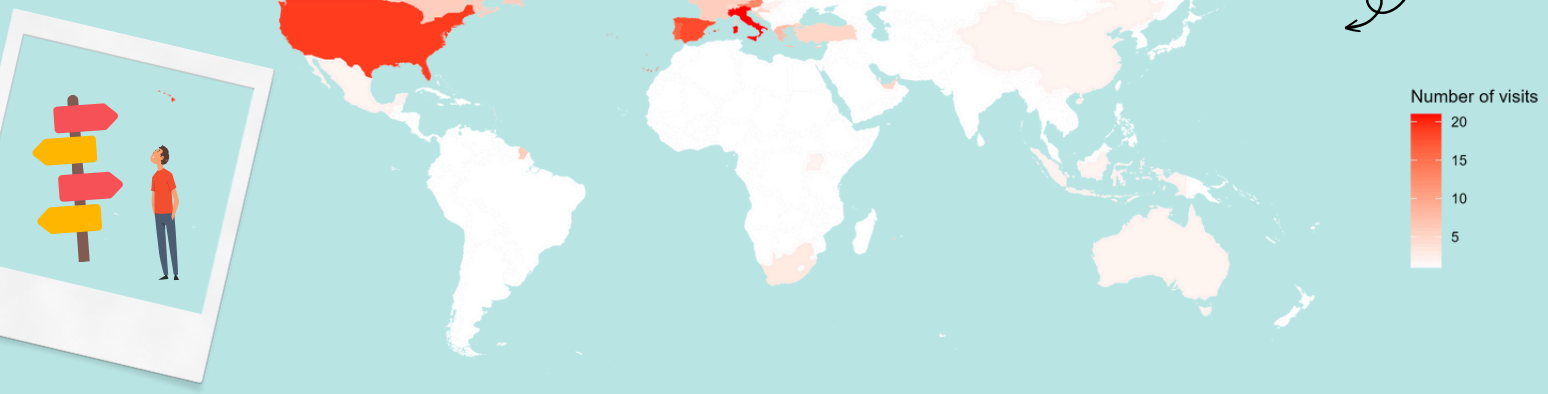

The average distance travelled by plane per employee of the Faculty of Behavioural and Social Sciences was **1.787 km** in 2024. This is **1.651 km less** than the average of the University of Groningen in 2024.



3 MOST VISITED DESTINATIONS



which equals

TOTAL FLIGHT DISTANCE PER YEAR

How can we limit air travel?

Short distances can often be traveled by **train**. For destinations that are far-away, consider the option of joining **virtually**.

greenoffice

university of groningen

AIRTRAVEL FACULTY OF LAW

In 2024, the CO_2 emission from air travel by the Faculty of Law was **reduced** by **38.6%** compared to 2023.



The average distance travelled by plane per employee of the Faculty of Law was **1.775 km** in 2024. This is **1.663 km less** than the average of the University of Groningen in 2024.



3 MOST VISITED DESTINATIONS

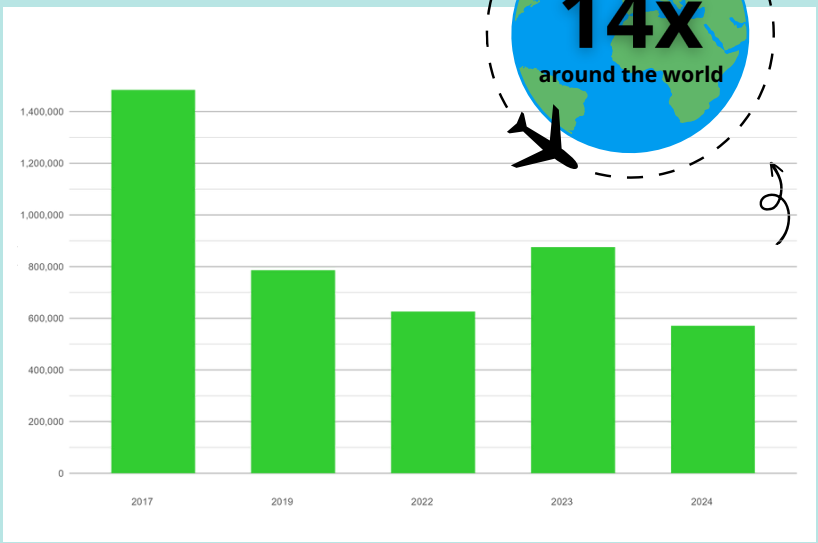

TOTAL FLIGHT DISTANCE PER YEAR

which equals

How can we limit air travel?

Short distances can often be traveled by **train**. For destinations that are far-away, consider the option of joining **virtually**.

greenoffice

university of groningen

AIRTRAVEL FACULTY OF ARTS

In 2024, the CO_2 emission from air travel by the Faculty of Arts was **reduced** by **36.6%** compared to 2023.

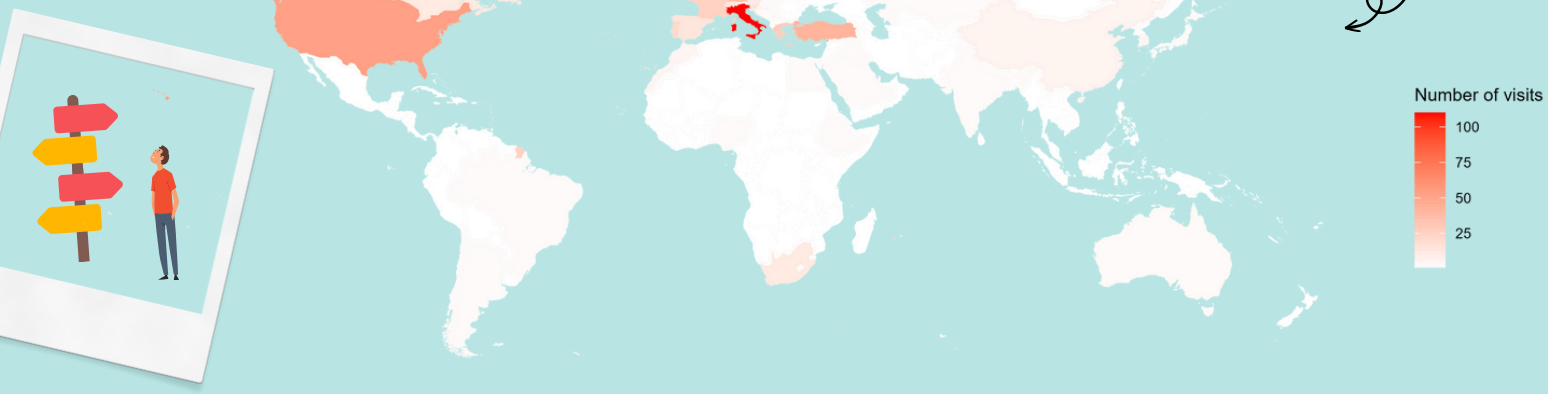

The average distance travelled by plane per employee of the Faculty of Arts was **4.275 km** in 2024. This is **837 km more** than the average of the University of Groningen in 2024.



3 MOST VISITED DESTINATIONS



which equals

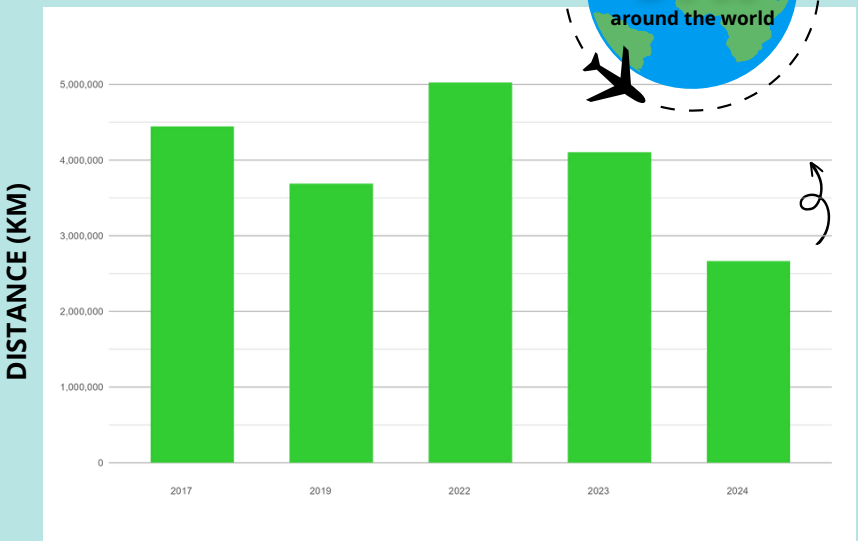

TOTAL FLIGHT DISTANCE PER YEAR

How can we limit air travel?

Short distances can often be traveled by **train**. For destinations that are far-away, consider the option of joining **virtually**.

greenoffice

university of groningen

AIRTRAVEL FACULTY OF RELIGION, CULTURE & SOCIETY

In 2024, the CO_2 emission from air travel by the Faculty of Religion, Culture & Society was **reduced** by **45.4%** compared to 2023.

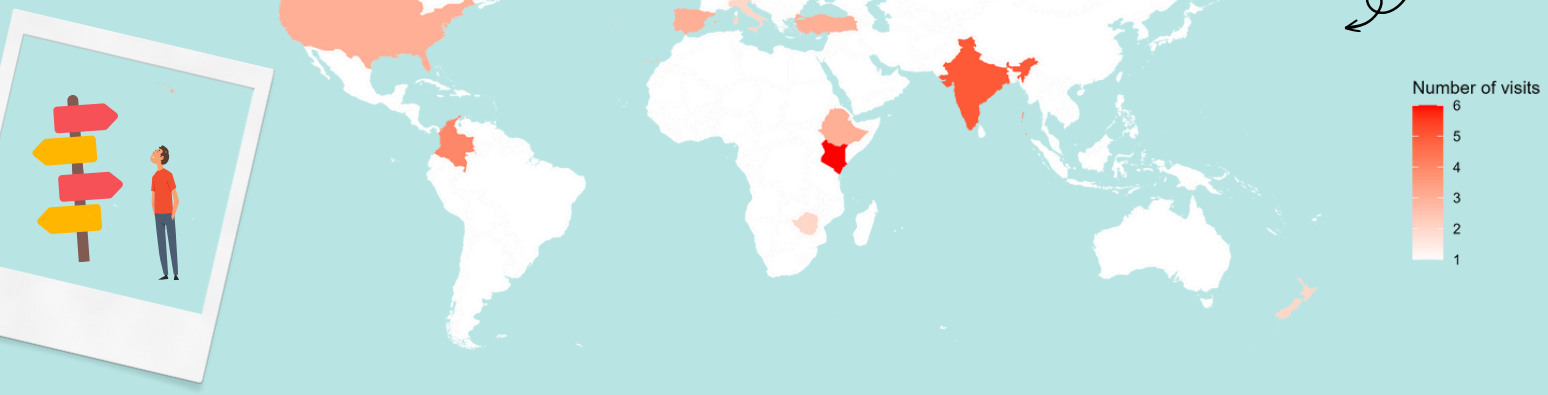

The average distance travelled by plane per employee of the Faculty of Religion, Culture and Society was **5.031 km** in 2024. This is **1.593 km more** than the average of the University of Groningen in 2024.



3 MOST VISITED DESTINATIONS

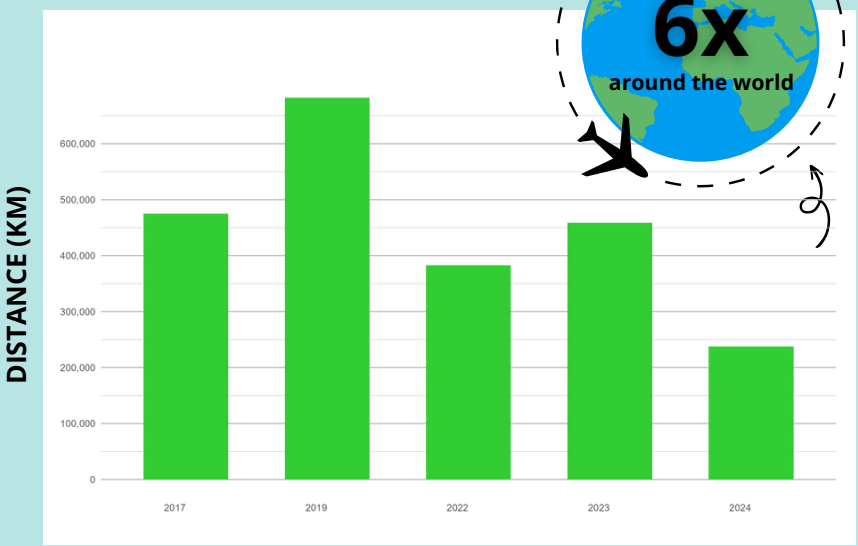

TOTAL FLIGHT DISTANCE PER YEAR

which equals

How can we limit air travel?

Short distances can often be traveled by **train**. For destinations that are far-away, consider the option of joining **virtually**.

greenoffice